

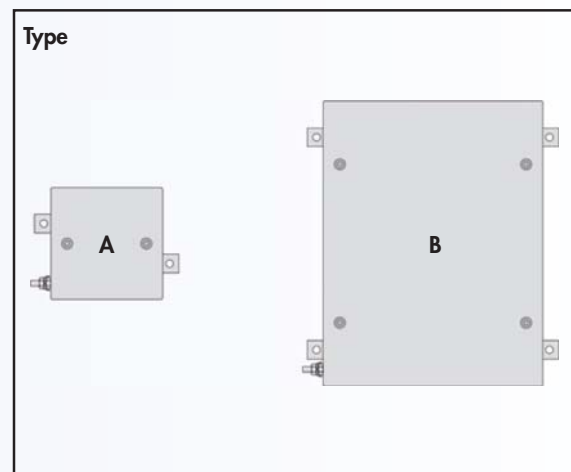
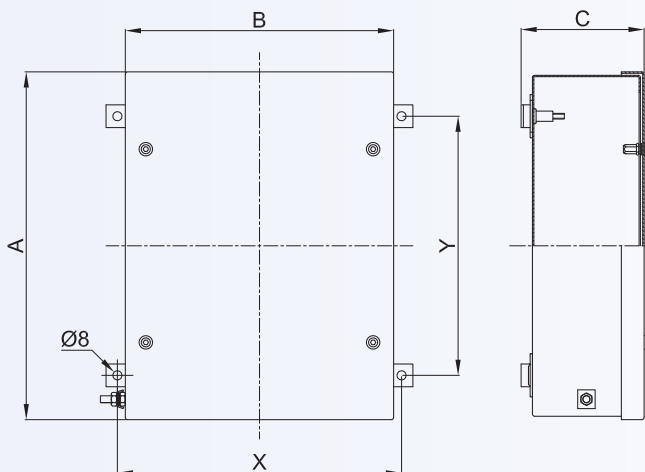
Economic junction boxes, are used as pulling or junction boxes in areas where there is no danger of explosion, but it is required a specific protection to prevent the entry of solids and liquids. They are stainless steel made and can be installed in chemical and off-shore plants and where is a strong external agents'aggression. Upon specific request they can be supplied with terminal blocks and copper rods for earth connections. Upon customer request threaded hubs or bushings, complete with cable glands, plugs and other accessories both on the enclosure's side and on specific removable flanges, can be made.



Standard construction:	Stainless steel AISI 316L Stainless steel bolts and screws Silicone gasket Fixing lugs
Degree of protection:	IP 66
Mechanical strenght:	IK10
Standards:	IEC 60529

STAINLESS STEEL ENCLOSURES SELECTION CHART

Code	Outside dimensions			Fixing		ØD	Weight Kg
	A	B	C	X	Y		
CTBEW121208	120	120	90	135	42	A	
CTBEW151208	150	120	90	135	73	A	
CTBEW151509	150	150	100	165	73	A	
CTBEW191509	190	150	100	165	113	A	
CTBEW191910	190	190	100	165	73	A	
CTBEW221513	229	152	140	205	113	A	
CTBEW262610	258	258	110	273	181	B	
CTBEW262616	258	258	170	273	181	B	
CTBEW262620	258	258	210	273	181	B	
CTBEW301410	306	146	110	160	228	B	
CTBEW302310	306	236	110	250	228	B	
CTBEW303010	306	306	110	320	228	B	
CTBEW303016	306	306	170	320	228	B	
CTBEW303020	306	306	210	320	228	B	
CTBEW381612	380	160	130	175	303	B	
CTBEW382610	380	260	110	275	303	B	
CTBEW382616	380	260	170	275	303	B	
CTBEW382620	380	260	210	275	303	B	
CTBEW402513	400	250	140	265	323	B	



ACCESSORIES UPON REQUEST




ILLUSTRATION	DESCRIPTION	MODEL	SIZE		CODE
			A	B	
	Internal mounting plates Stainless steel	CTBEW121208	60	60	B12-484
		CTBEW151509	90	90	B15-484
		CTBEW191910	130	130	B19-484
		CTBEW221513	170	90	B22-484
		CTBEW262610 CTBEW262616 CTBEW262620	200	200	B26-484
		CTBEW301410	245	85	B303-484
		CTBEW302310	145	175	B302-484
		CTBEW303010 CTBEW303016 CTBEW303020	245	245	B30-484
		CTBEW382610 CTBEW382616 CTBEW382620	320	200	B38-484

ILLUSTRATION	DESCRIPTION	MODEL	CHARACTERISTICS	CODE
	Entry blanking plugs and cable glands		For models and codes, see cable glands and electrical fittings chapter	
	Drain and breather valve	Thread ISO M20 or ISO M25	Material: stainless steel	ECDE-...S

INSTALLATION EXAMPLE OF INSIDE TERMINAL BLOCKS
