

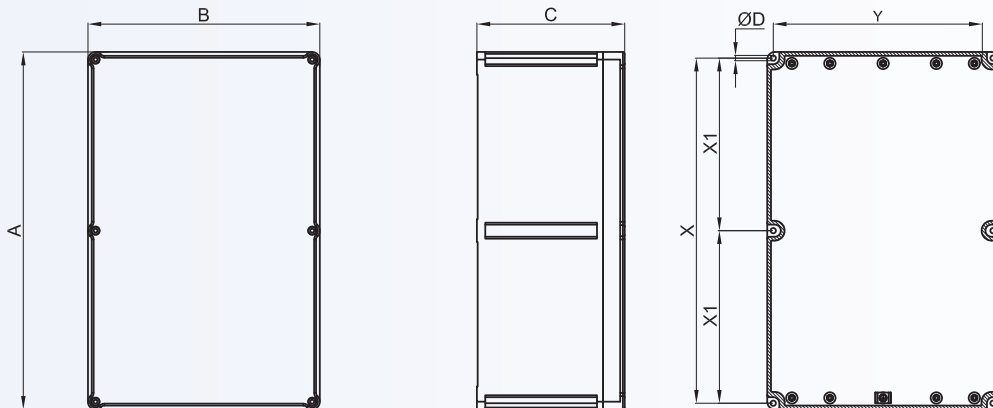
CS/P series junction boxes are made from fibreglass-reinforced polyester. Because they are highly resistant to contamination from fuel oils and mechanical shock, in addition to being lightweight and practical, they can be installed in all industrial plants. The enclosures have special holes made in the base for easy wall mounting.

The lid features a silicone gasket that is resistant to low and high temperatures and comes complete with AISI 304 stainless steel screws, which are arranged around the outside of the lid to ensure a tight seal with the IP66 rating. CS/P series enclosures are mainly used as junction boxes for routing cables for analogue or digital signals and/or for control and monitoring associated with equipment such as motors, fans, pumps and/or for giving physical readings such as flow rate, level, pressure, temperature, current, etc..









Standard construction:	GRP (glass reinforced polyester resin) in RAL 9017 black coating. Stainless steel screws and bolts. Silicone gasket. Fixing lugs.
Protection degree:	IP 66
Mechanical strenght:	IK10
Standards:	IEC 60529

POLYESTER ENCLOSURES SELECTION CHART								
Code	Outside dimension			Fixing				Weight Kg
	A	B	C	X	Y	X1	ØD	
CS090907/P	90	90	73	74	74	-	6,5	0,30
CS111108/P	110	110	83	94	94	-	6,5	0,40
CS171108/P	170	110	83	154	94	-	6,5	0,80
CS141410/P	147	147	100	131	131	-	6,5	1,00
CS301410/P	305	147	110	285	127	-	6,5	1,90
CS302310/P	305	230	110	285	210	-	6,5	2,50
CS302318/P	305	230	190	285	210	-	6,5	3,10
CS473018/P	470	305	195	450	285	225	6,5	4,70
CS623018/P	620	305	185	560	285	260-300	8	6,30



ACCESSORIES UPON REQUEST

ILLUSTRATION	DESCRIPTION	MODEL	SIZE		CODE
			A	B	
	Internal mounting plates	CS090907/P	82	48	B09-229
		CS111108/P	100	68	B11-229
	Thickness 2.5mm Aluminium	CS141410/P	137	105	B14-229
		CS171108/P	159	67	B17-229
	Galvanized steel (B...-229AC)	CS301410/P	285	97	B31-229
		CS302310/P CS302318/P	285	180	B32-229
	Stainless steel (B...-229IN)	CS473018/P	453	254	B43-229
		CS623018/P	603	249	B63-229
ILLUSTRATION	DESCRIPTION	MODEL	CHARACTERISTICS		CODE
	Drain and breather valve	Thread ISO M20 or ISO M25	Material: stainless steel		ECDE-...S
	Entry blanking plugs and cable glands	For models and codes, see cable glands and electrical fittings chapter			
	Hinges (2 per enclosure)	Low lid enclosures	Material: stainless steel		B-0105
		High lid enclosures			B-0106
	Through earth connection	M8	Material: stainless steel		K-0307/1
		M6			K-0307/2
	Brass continuity plates for earthing	For models and codes see the following scheme			B-...

CONTINUITY PLATES

Enclosure	Continuity plate for all four enclosure sides	Continuity plate for single enclosure side	
	Plate code	Long side	Short side
SA090907/P	B-388	B-455	
SA111108/P	B-389	B-456	
SA141410/P	B-390	B-457	
SA171108/P	B-391	B-458	B-456
SA301410/P	B-392	B-459	B-457
SA302310/P	B-393	B-459	B-460
SA302318/P	B-394	B-461	B-462
SA473018/P	B-395	(2x) B-462	B-461
SA623018/P	-	(2x) B-463	B-463

